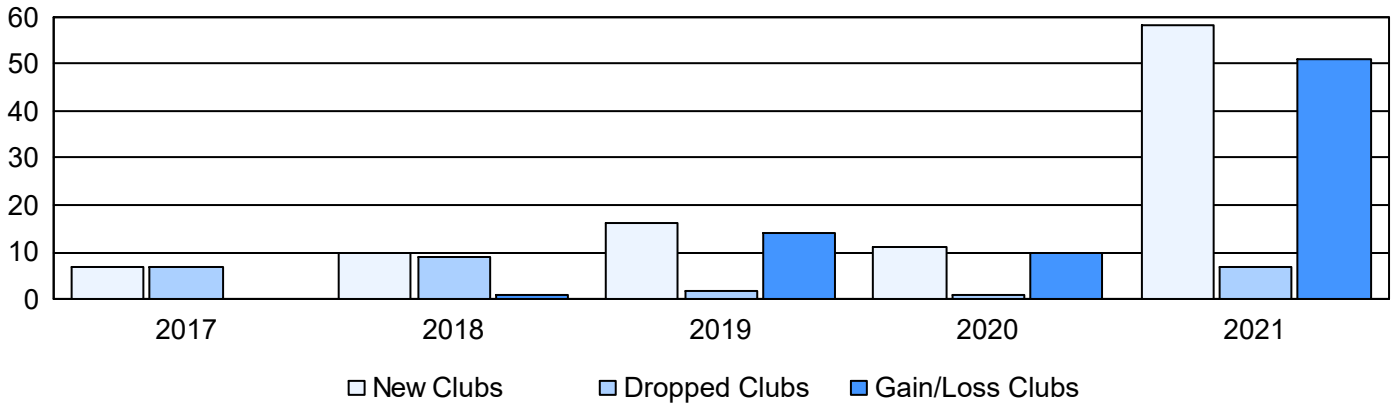
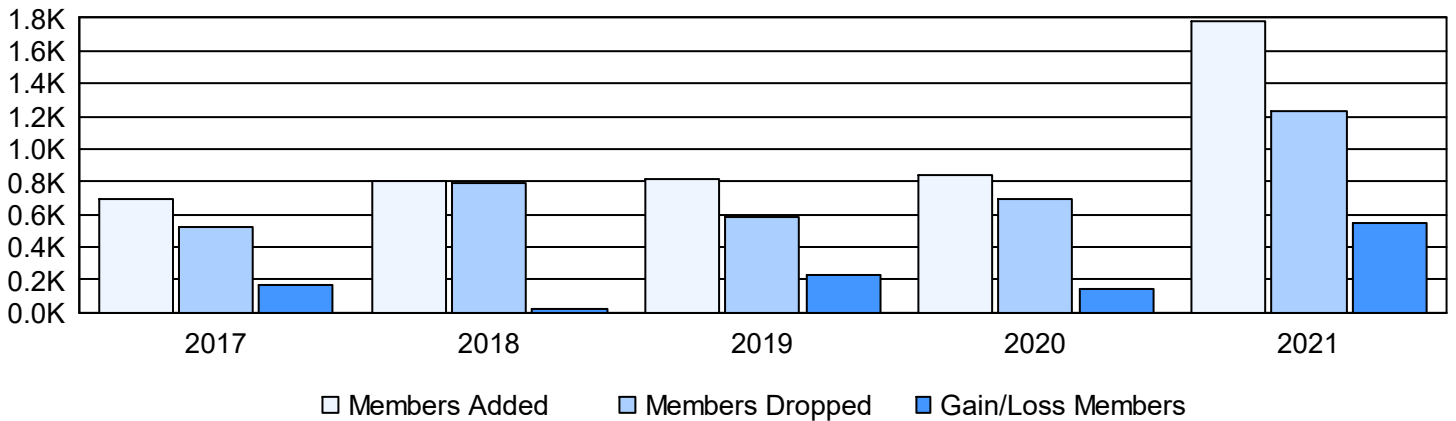


Year	New Clubs	Dropped Clubs	Gain/ Loss Clubs	New Members	Charter Members	Reinstate Members	Transfer Members	Total Member Added	Total Members Dropped	Gain/ Loss Members
2016-2017	7	7	0	522	161	7	2	692	518	174
2017-2018	10	9	1	490	244	64	9	807	787	20
2018-2019	16	2	14	248	484	64	20	816	582	234
2019-2020	11	1	10	287	510	15	27	839	690	149
2020-2021	58	7	51	418	1,342	15	3	1,778	1,228	550
Average	20	5	15	393	548	33	12	986	761	225

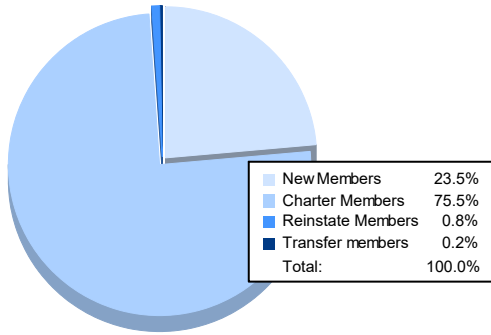
Clubs



Members



Membership Composition June 2021 Cumulative



Gender Composition June 2021 Cumulative

